

Maktabga
tayyorlanamiz

6-7
yosh

Diqqat-e'tiborni rivojlantiramiz



Ish daftari

Manzura Nabiyeva, Shakir Urishov, Muxtabar Abdiyeva

DIQQAT-E'TIBORNI RIVOJLANTIRAMIZ


6-7 yoshli bolalar uchun



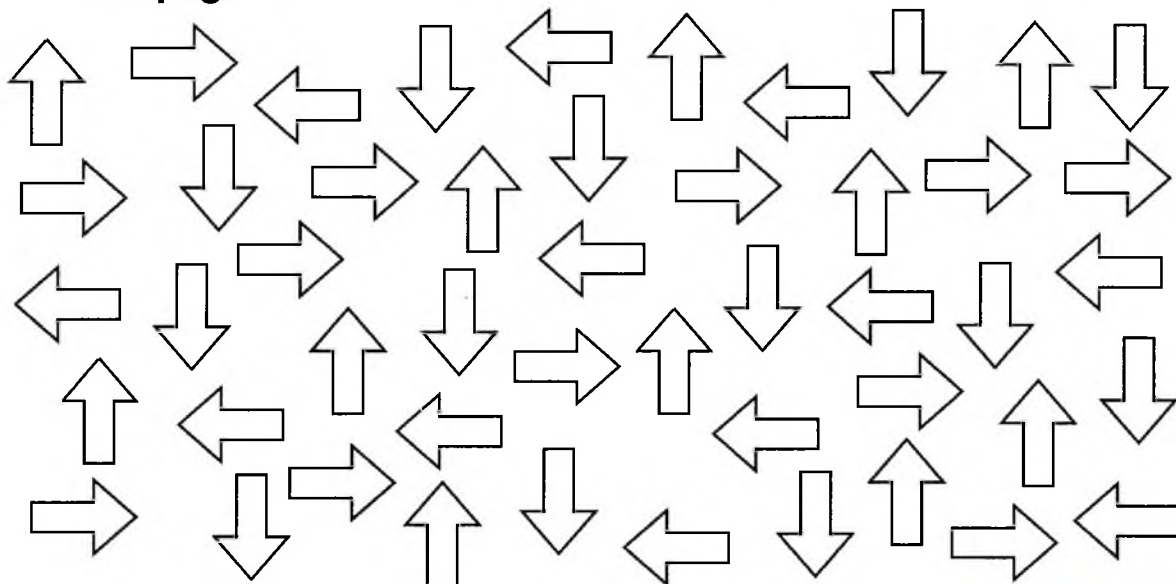
«DAVR NASHRIYOTI»

TOSHKENT-2013

Yashirilgan shakllarni toping va ularni bo'yab chiqing.



O'ngga qaragan ko'rsatkichlarni – ko'k rangga, chapga qaraganlarini – qizil rangga, yuqoriga qaraganlarini – yashil va pastga qaraganlarini – sariq rangga bo'yab chiqing.






Rasmlarni bir-biri bilan solishtiring. Farqini toping.

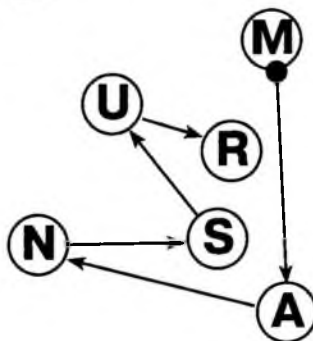
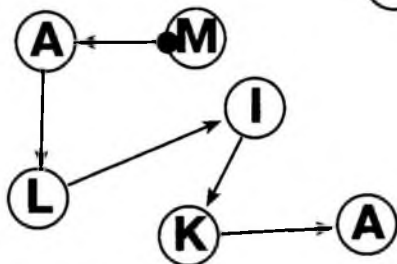
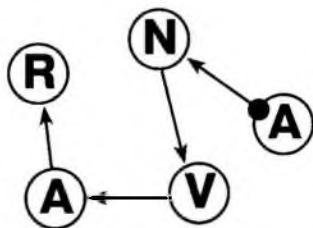
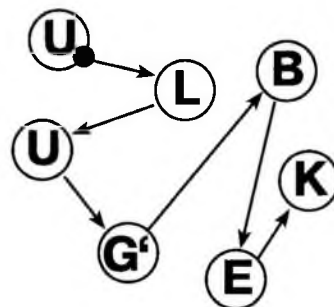
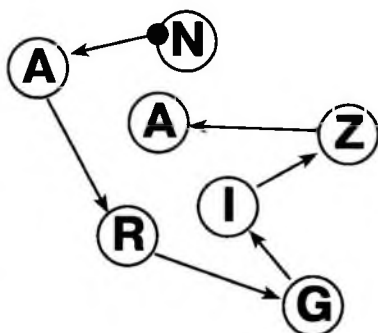




Namunaga muvofiq shakllarga raqamlarni qo'yib chiqing.



Nuqtadan boshlab ko'rsatkichlar bo'yicha bolalarning ismlarini o'qing.






Rasmda har bir shakl nechtadanligini sanang. Kerakli raqamni qo'ying.



--	--	--	--	--



Rasmda nechta va qanaqa shakllarni ko'ryapsiz?







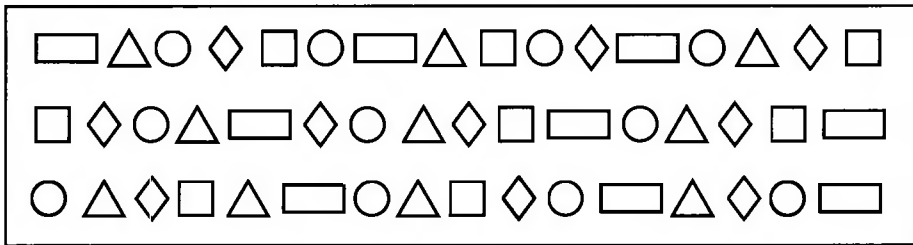
Ikkita qorbobo nimasi bilan bir-biridan farq qiladi?



Ajratib ko'rsatilgan qismlarni toping va ularning atrofini qalam bilan chizib chiqing.


BNH

**P T A H O B N H S E A F K P H N B
E A B L O U G H Y Y A B N H X G E
G U B N K B N T D X B N H T P J E**

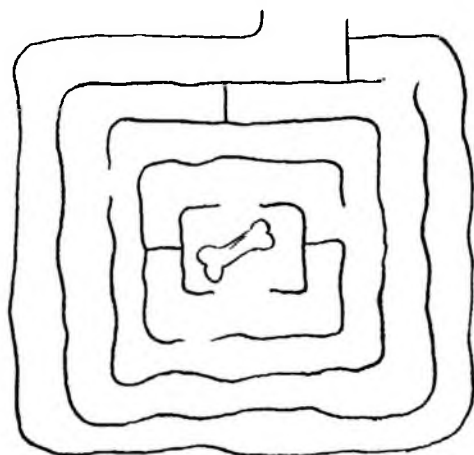




Har bir uychaga deraza, har bir olmaga – dumcha , har bir gulning o'rtasini chizib qo'ying.





Kuchukka suyakka yetib olishiga yordam bering.






**Barcha tasvirlangan narsalarni toping va sanab bering.
Har bir guruhdagi narsalarni bir soʻz bilan qanday atash
mumkin?**





Quyunchaga labirint bo'ylab o'rmonga yetib olishiga yordam bering.



Bir xil narsalarni bir xil rangda bo'yab chiqing.

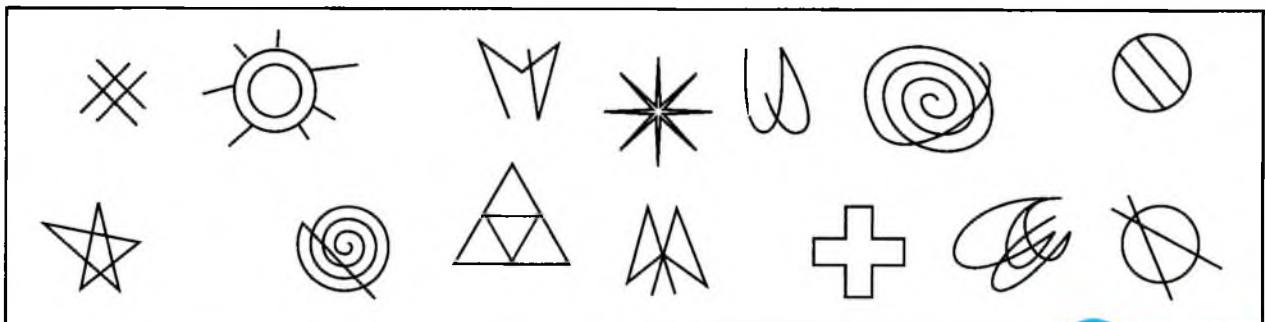





Ikkita bir xil uyni toping.

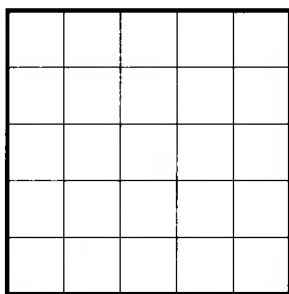

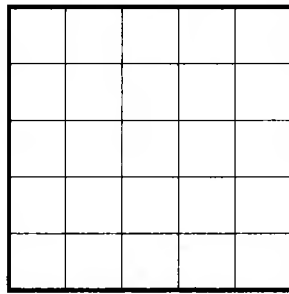
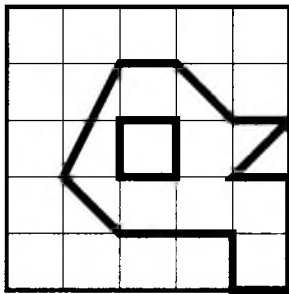

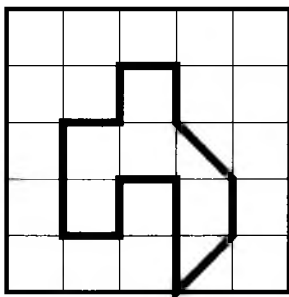


Namunada berilganga o'xshash shakliarni toping, ularni chiziq bilan birlashtiring.

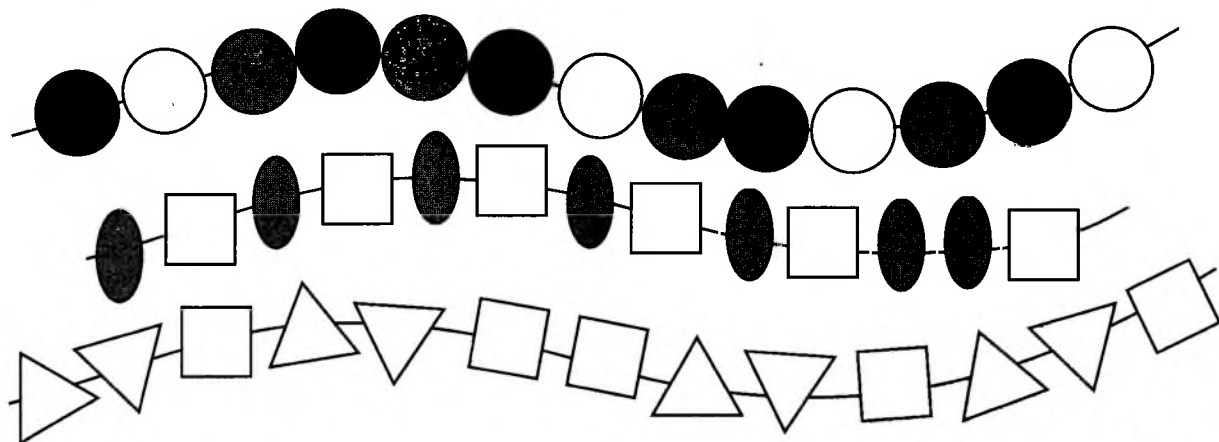




O'ng tomonda ham xuddi shunday shakllar chizing, ularning o'lchamlari bir xil bo'lishiga harakat qiling.






Munchoqlarni tizishdagi bog'liqlikni toping. Qanday xatoga yo'l qo'yilganligini topishga harakat qiling.

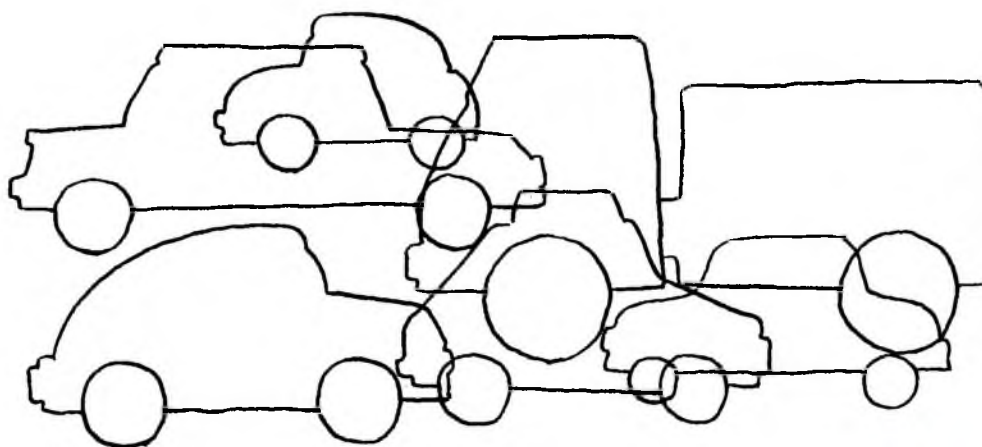




Kvadratdagi har bir harfni chiziq bo‘ylab pastga ko‘chiring va hosil bo‘lgan so‘zni o‘qing.

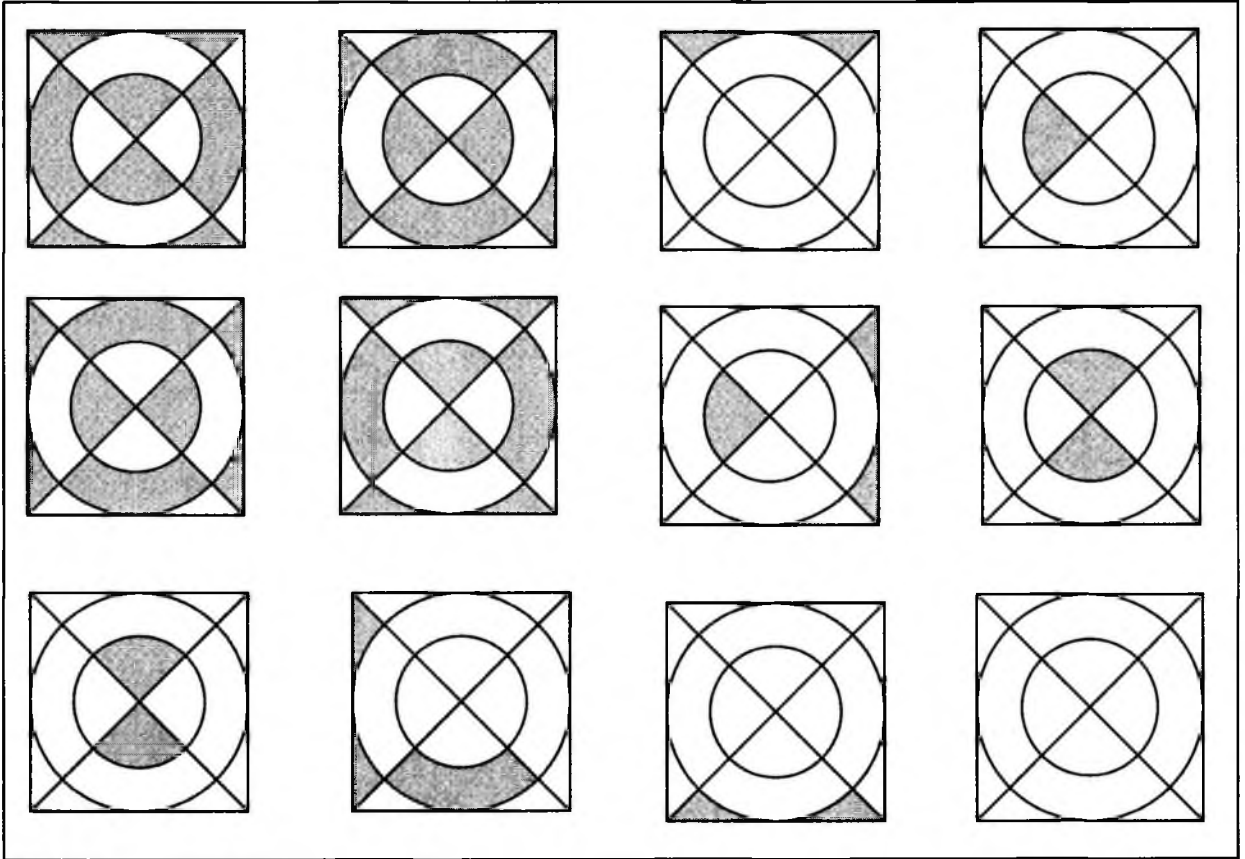


Rasmda nechta mashina yashiringan?





Naqshdagi o'zaro bog'liqlikni toping va gilamchani bo'yashni oxiriga yetkazing.

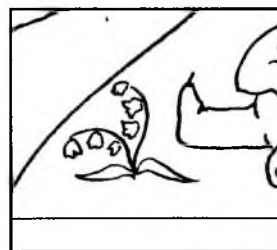




Qaysi kapalak qaysi gulga qo'nadi?



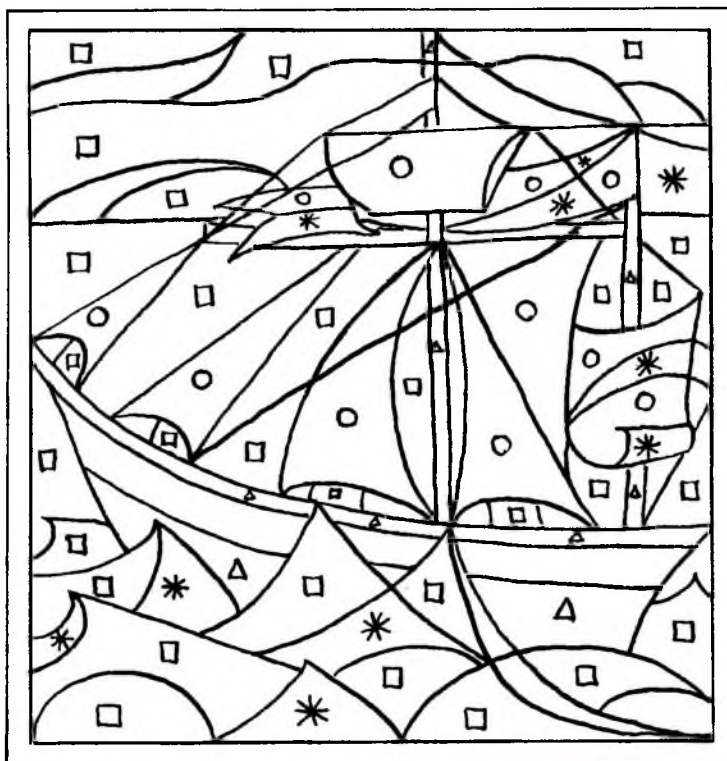


Rasmdan tasvirlarning bo'laklarini toping.






Rasmni belgiarga muvofiq holda bo'yab chiqing:

- Qizil
- △ Sariq
- Ko'k
- * Yashil






Shunday qilingki, har bir qatorda bir xil narsalar bo'lsin. Har bir qatorga yetishmagan narsani chizib chiqing.





Qurbaqaga bargga yetib olishiga yordam bering.





Rasmlar nimasi bilan farq qiladi?



Kvadrat ichidan quyidagi soʻzlarni toping.

KOPTOK

FIL

BULUT

UY

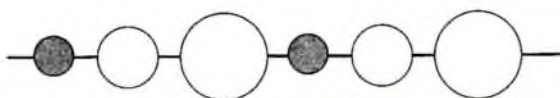
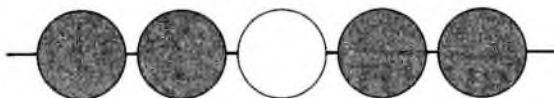
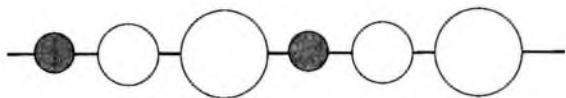
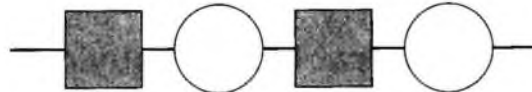
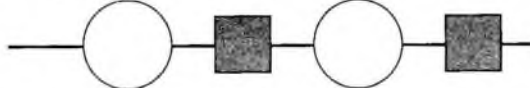
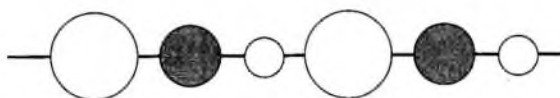
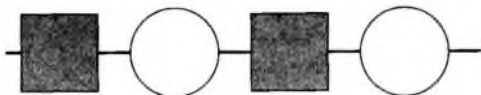
M	P	O	D	B	Y	S	F
F	I	L	E	U	C	D	B
O	E	H	U	Y	C	J	W
B	K	O	P	T	O	K	E
D	C	L	O	H	Y	K	C
S	T	M	B	C	D	O	M
G	J	L	N	X	R	D	P
P	Q	O	B	U	L	U	T



Rasmga diqqat bilan qarang va barcha o'yinchoqlarning tasvirini toping.

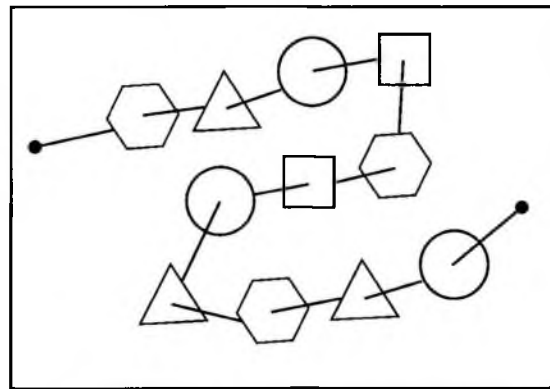
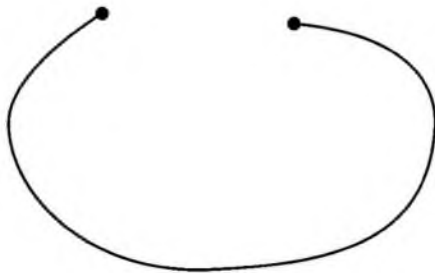
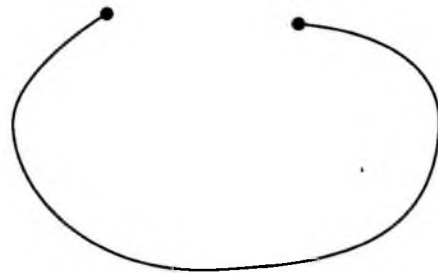
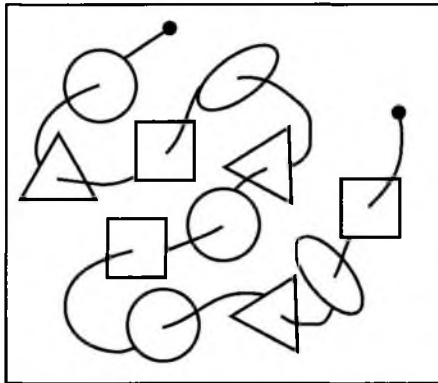


Chiroqlarning davomini toping. Javobingizni tushuntirib bering.



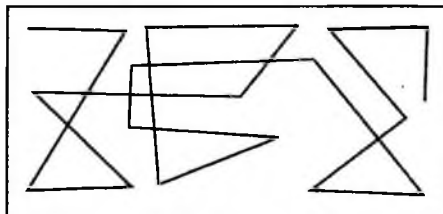
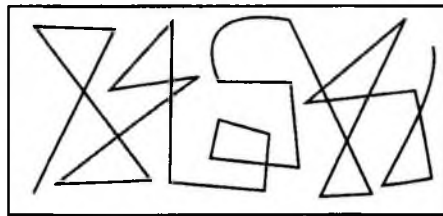
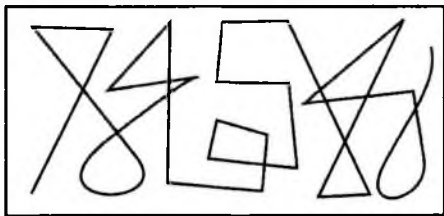




Munchoqlarni tarqatib yuboring. Bo'sh ipga munchoqlarni xuddi shunday tartibda chizib chiqing.



Rasmning ikkita yarim bo'lagini solishtiring. Nima o'zgardi?





Har bir shakl necha marta takrorlanganligini sanab chiqing va yozib qo'ying.




Har bir harf va raqam necha marta takrorlanganligini sanab chiqing va yozib qo'ying.

C	
3	
H	
2	
B	
4	
5	
1	


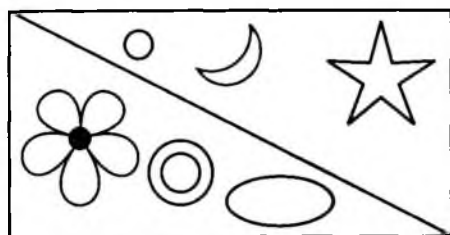
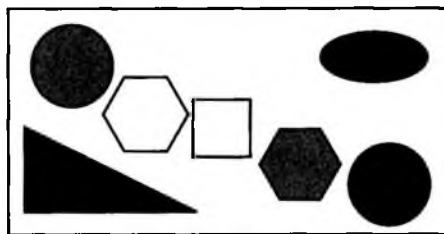
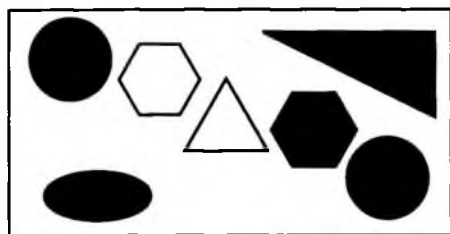
B	3	1	C	4
2	H	3	5	B
C	4	2	1	H
5	3	B	5	1
B	C	5	4	H



Xuddi shunday xo'rozchani toping.



Rasmlarni bir-biri bilan solishtiring. Ular nimasi bilan farq qiladi?





Raqamlarga muvofiq ravishda belgilarni qo'yib chiqing.

1	2	3	4	5	6	7	8	9	10
—	+	∨	•	┌	W	└	×	○	⊥

4	1	9	6	2	5	1	10	4	3	7	9	8
6	1	10	3	7	6	5	8	2	9	3	1	6
5	4	2	7	9	6	1	5	8	6	4	10	1


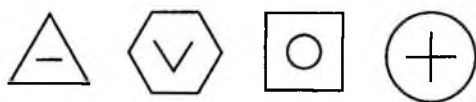


Har bir qo'lqopning juftini toping. Ularni birlashtiring.






Namunaga muvofiq shakllarga belgilarni qo'yib chiqing.

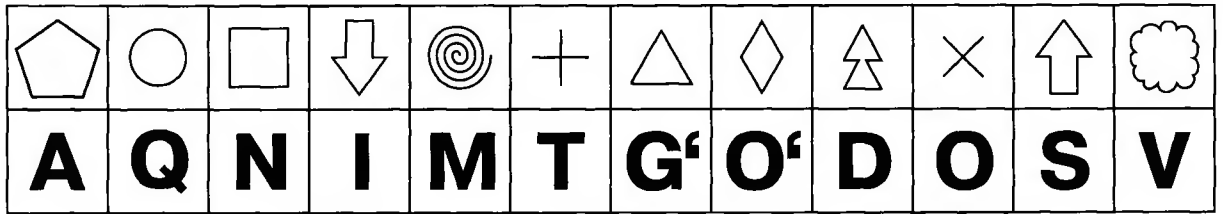
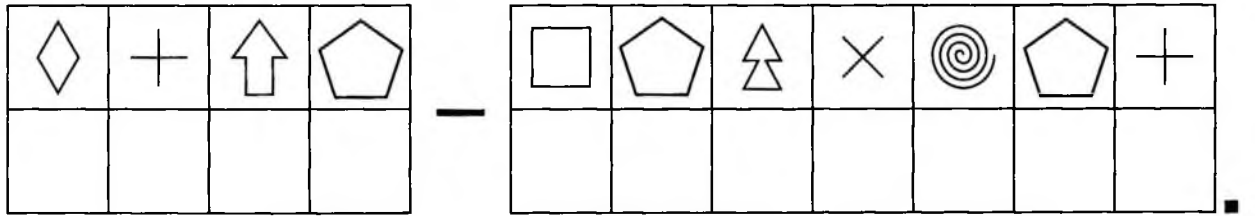
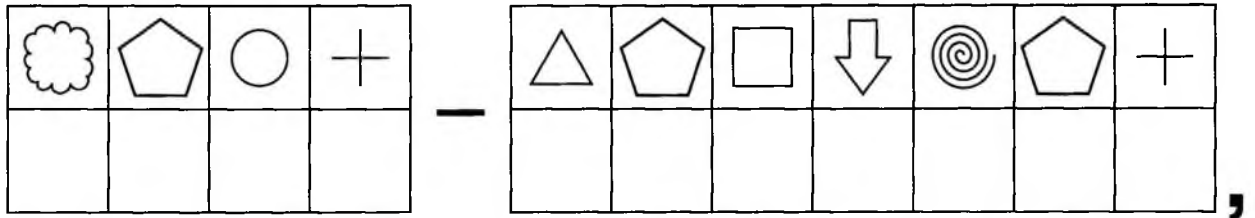


1 dan 20 gacha bo'lgan barcha raqamlarni toping.





Belgilar yordamida maqolni o'qing. Nima uchun shunday deyilishini tushuntirib bering.



Rasmning chap tomonidan katakchalarda tasvirlangan narsalarni toping.

